



ACE Fair 2024

Registration Guide

for the Exhibitors

2024 GWANGJU
ACE FAIR

Login | Sign Up

ACE Fair Exhibitor Programs Registration Conference (CDC) News Illustration Fair Directions & Tour

**2024 GWANGJU
ACE FAIR**

Asia Content Entertainment
Fair in Gwangju

SEP. 26th(Thu) - 29th(Sun) Kindaejung Convention Center
Gwangju, Republic of Korea

Exhibitor's Registration

**Contents Developer
Conference (CDC)**

Buyer Registration

Step 1. Registration for Exhibitor

If you have participated
in ACE Fair before
→ Login for start register

If you are new to ACE Fair
→ Sign up first to register



2024 GWANGJU ACE FAIR

Asia Content Entertainment
Fair in Gwangju

SEP. 26th(Thu) - 29th(Sun) Kindaejung Convention Center
Gwangju, Republic of Korea

Exhibitor's Registration

Contents Developer
Conference (CDC)

Buyer Registration



Click
Exhibitor's Registration
to start the process



How to Register

Exhibitors

Buyers

Visitors

Registration

Application Guide

Sign up
and Log in



Submit
Online Form



Wait for
Secretariat
Confirmation



Submit
Booth
Information



Submit
Payment

Application Information

Click **Registration**

My Exhibition

Welcome to exhibitor registration page of Gwangju ACE Fair 2024.
The page will activate detailed application pages once you fill out basic exhibitor information.

Terms and Conditions

1. Definition

① In this terms and regulations for participation, the term "exhibitor" shall include all employees, servants and agents of any individual company, partnership firm of organization who have applied for space for the purpose of exhibiting.

② The term "Fair" shall mean the Gwangju ACE Fair 2024 (Asia Content and Entertainment Fair 2024).

③ The term "Fair Management" shall mean Gwangju Tourism Organization in 30 Sangmununiro, Seo - gu, Gwangju, [61958] Republic of Korea.

2. Participation

① The exhibitor who wishes to attend the exhibition must submit the application form to the fair management.

② When the application form is submitted, the application fee (booth fee, utility service application fee) must accompany the application form. The contract will take effect when the application fee is paid. In the event that exhibition space is fully occupied, the fair management can reject the acceptance of the application form. Depending on the



I have read, understand, and agree to the terms and regulations of Gwangju ACE Fair 2024. I hereby acknowledge that by clicking submit at the end of the application I am confirming the information given in this form is true and accurate.

Privacy Policy

■ The purpose of the collection and use of personal information

The company collected personal information for the following purposes.

On the implementation of services and service providers in accordance with the contract price settlement

Content provided

Membership Management

- Membership services for the usage of personal identification, prevention of unauthorized use of defective members and unauthorized use prevention, physician and confirmed, such as complaint handling complaints

Utilized in marketing and advertising - Advertising information and events transfer, hold, or frequency of the statistics for service members



I have read and agreed to the contents above.

OK

Cancel



Read the Terms and
Conditions and Privacy
Policy

Then, check the boxes

Click **OK** to apply



My Exhibition

Welcome to exhibitor registration page of Gwangju ACE Fair 2024.
The page will activate detailed application pages once you fill out basic exhibitor information.

Account Information * ID and your password is essential when facilities and other application registration and participation application that you want to modify.

ID*	(ID)	Password*	****
-----	------	-----------	------

*Please enter a password of at least 8 digits with a mixture of alphabets, special characters and numbers.

Participation type *When participating in B2B, please be sure to update your participation information in my consultation information on My Page.*

Online/Offline*	<input type="radio"/> Online <input type="radio"/> Offline
-----------------	--

Company Information

※ After filling out the form, make sure to click "SAVE" to continue. (If not, your information will NOT be affected).

Country*	==Choose== ▾		
Company Name*	<input type="text"/>	CEO Name*	<input type="text"/>
ZIP CODE*	<input type="text"/>		
Address*	<input type="text"/>		
Country code*	==Choose== ▾		
Tel*	<input type="text"/>	Website	<input type="text"/>

Confirm

Cancel



Fill out the form for
exhibition details

Then, Click **Confirm**

(Required Fields)

<input type="button" value="Save"/>		<input type="button" value="Collapse ^"/>
Exhibit Option Mandatory until ~ Aug 30, 2024	<input type="button" value="Apply"/>	
Fascia Board Title Mandatory until ~ Aug 23, 2024	<input type="button" value="Apply"/>	
Utilities Select until ~ Aug 16, 2024	<input type="button" value="Apply"/>	
Buyer Invitation Select until ~ Jul 31, 2024	<input type="button" value="Apply"/>	
Furniture for Booth Select until ~ Aug 16, 2024	<input type="button" value="Apply"/>	
Exhibitor Pass Mandatory until ~ Aug 23, 2024	<input type="button" value="Apply"/>	
Event Holding Select until ~ Aug 16, 2024	<input type="button" value="Apply"/>	

Scroll down and fill out rest of the forms

- **Exhibit Option**
You can choose the option of your exhibition in this section
- **Exhibition Pass**
Please put the information about all the members going to visit.
- **Utilities, Fascia Board Title, and Furniture for Booth (OFFLINE or VIRTUAL B Exhibitors)**
It is mandatory to fill the form if you choose OFFLINE exhibition options or VIRTUAL B

(Optional Fields)

<input type="button" value="Save"/>		<input type="button" value="Collapse ^"/>
Exhibit Option	Mandatory until ~ Aug 30, 2024	<input type="button" value="Apply"/>
Fascia Board Title	Mandatory until ~ Aug 23, 2024	<input type="button" value="Apply"/>
Utilities	Select until ~ Aug 16, 2024	<input type="button" value="Apply"/>
Buyer Invitation	Select until ~ Jul 31, 2024	<input type="button" value="Apply"/>
Furniture for Booth	Select until ~ Aug 16, 2024	<input type="button" value="Apply"/>
Exhibitor Pass	Mandatory until ~ Aug 23, 2024	<input type="button" value="Apply"/>
Event Holding	Select until ~ Aug 16, 2024	<input type="button" value="Apply"/>

Fill out rest of the forms

- **Buyer Invitation**
Please fill the form if you have particular buyers you want to meet
- **Event Holding**
Please fill the form if there is any event you want to hold in ACE Fair 2024

※ After filling out the form, make sure to **click "SAVE" to continue** (If not, your information will NOT be affected).

The screenshot shows the top navigation bar with social media icons (Facebook, Messenger, Instagram, YouTube) on the left, the logo for '2024 GWANGJU ACE FAIR' in the center, and a user greeting 'Welcome, (Name) Mypage | Logout' on the right. Below the navigation bar is a yellow menu with items: ACE Fair, Exhibitor, Programs, Registration, Conference (CDC), News, Illustration Fair, and Directions&Tour. The main content area is titled 'My Exhibition' and features a 'Mypage' button highlighted with a red box and a hand cursor. Below this are two tabs: 'Exhibition req.' (active) and 'Application Summary'. The 'Exhibition req.' tab contains four rows of information:

Item	Status	Deadline	Action
Basic Information	Mandatory		Complete / Modify
Exhibit Option	Mandatory	until ~ Aug 30, 2024	Apply
Fascia Board Title	Mandatory	until ~ Aug 23, 2024	Apply
Utilities	Select	until ~ Aug 16, 2024	Apply

Step 2. Registration for PRODUCT PR

***Mandatory**

After you put all information,

CLICK **Mypage**
to register your company's
'Online Exhibition
Promotional Materials' in the
[PRODUCT PR] menu.



Welcome, (Name)

Member Info

1. My Exhibition ▾

- Exhibition req.
- Application Summary
- **Product PR**

2. My Biz-Match ▾

- Edit My Info
- Change Available Times
- Request Biz-Match
- Arrangement Result
- Message Box

My Exhibition

My Biz-Match

▣ Payment Status : Unpaid

Booth Price <input type="text" value="0 USD"/>	utilities <input type="text" value="0 USD"/>	ETC <input type="text" value="0 USD"/>	Discounts <input type="text" value="0 USD"/>	Total(VAT not Included) <input type="text" value="0 USD"/>
--	--	--	--	--

0 USD + 0 USD(VAT) = Total 0 USD

▣ Applications

ITEM	Period	Check Meeting Status
Basic Information (Mandatory)	-	<input type="button" value="Complete / Modify"/>

CLICK **Product PR** to continue

※ You can also check out your registration in this page

2024 GWANGJU ACE FAIR

Welcome (Name) Mypage | Logout

LANGUAGE -

ACE Fair Exhibitor Programs Registration Conference (CDC) News Illustration Fair Directions&Tour

Mypage

Product_PR List

HOME > Mypage > Product_PR List

Product Name (Eng):

Please Click [Register] button, if you want to add Item.

Register

No.	Category	Product Name (Eng)	Action
Please click [Register] to add new item.			

Complete Registration

Put the **Product Name** in the Blank and **CLICK Register** to add the product

The products can be uploaded much as you want


And you can always delete or edit the list

If you finish adding, **CLICK Complete Registration** to finish

※ **Product PR** can be found in [Exhibitor] Menu on our Website

Exhibitor Pass [Select](#) until ~ Aug 23, 2024 [Apply](#)


Complete Registration **Mandatory** [Collapse ^](#)



Click the complete button to submit your application!

Your company entered all the necessary information to participate in the exhibition!
Click the complete button below and submit your application to event manager.
After application approval, you will no longer be able to revise your exhibitor application information.

[COMPLETE](#)



[Collapse ^](#)

Event Holding [Select](#) until ~ Aug 16, 2024 [Apply](#)

CLICK **Complete**
to finalize the Exhibitor
Registration



ACE Fair

Exhibitor

Programs

Registration

Conference (CDC)

News

Illustration Fair

Directions&Tour

My Biz-Match

Mypage

Terms and Regulations

Home > Mypage > Registration > Terms and Regulations

Information Policy

Information collected: company information (business registration information, website, e-mail, etc.) participant information (phone number, e-mail, etc.), login ID, password, access logs, cookies, IP information, company introduction, and other information indicated in the application form.

Information collected by the organizer and submitted by the registering party will be used for the following purposes: membership, company identification and verification, personal identification and verification, market research and statistics, present and future marketing and advertising, future re-registration. The organizer may ask for additional information for verification purposes and it may refuse registration, membership, or status approval if the registering party does not submit all requested information.

Period of possession: The Secretariat will hold on to this information for marketing (discount offers, etc.) and ease of registration in the future. If the registered party wishes to have this information deleted, it must make a written request through e-mail to the organizer.

I have read and agreed to the contents above.

Proceed to apply

Cancel

Step 3. Registration for Biz-match

***Mandatory**

Please read the Terms and Regulations and check the box below

Then, click **Proceed** to apply



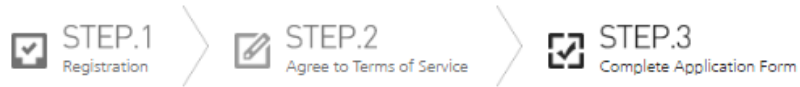


My Biz-Match

Mypage

Complete Application Form

HOME > Mypage > Registration > Complete Application Form



No temporarily saved data

Save temporarily

Delete temp data

ID	ljb22	Password	***
----	-------	----------	-----

Meeting Information This information will be used for Online conference.

Mother tongue	<input type="text"/>	Request for	==Choose== ▾
Venue	==Choose==	of	<input type="radio"/> Domestic buyer meeting (Korean) <input type="radio"/> Overseas Buyer meeting

Submit



Complete Application Form by filling the blanks

Then, click **Submit**



ACE Fair 2024

Thank you for your Registration!